

# Build@Home, more accessible internationalisation at home

an introduction



Build@Home

# about Build@Home

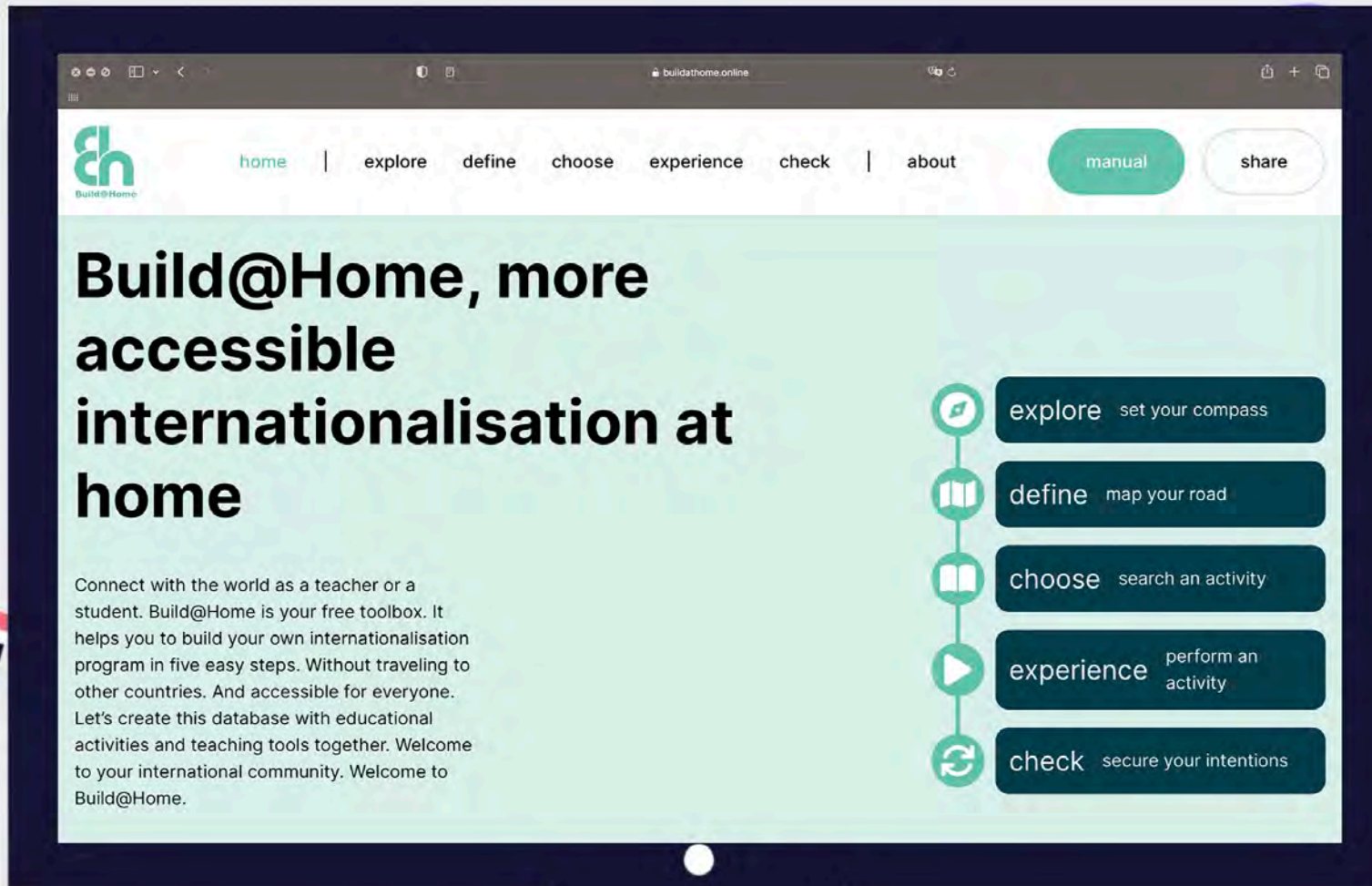
Connect with the world as a teacher or a student.

Build@Home is your free toolbox. It helps you to build your own internationalisation program in five easy steps.

Even without traveling to other countries. And accessible for everyone. Let's create this database with educational activities and teaching tools together. Welcome to your international community. Welcome to Build@Home.



Build@Home



online and offline

# five easy steps



**1 explore**

set your compass



**2 define**

map your road



**3 choose**

search an activity



**4 experience**

perform an activity



**5 check**

secure your intentions

# why use Build@Home?

**accessible** for students with fewer opportunities

**inclusive** by stimulating social inclusion

**suitable** for students that combine working with learning


**free** for all VET colleges and others

**tailor made** because you can shape your own programme

**social** by sharing your own best practices, tools and programmes

**smart** because together we achieve more

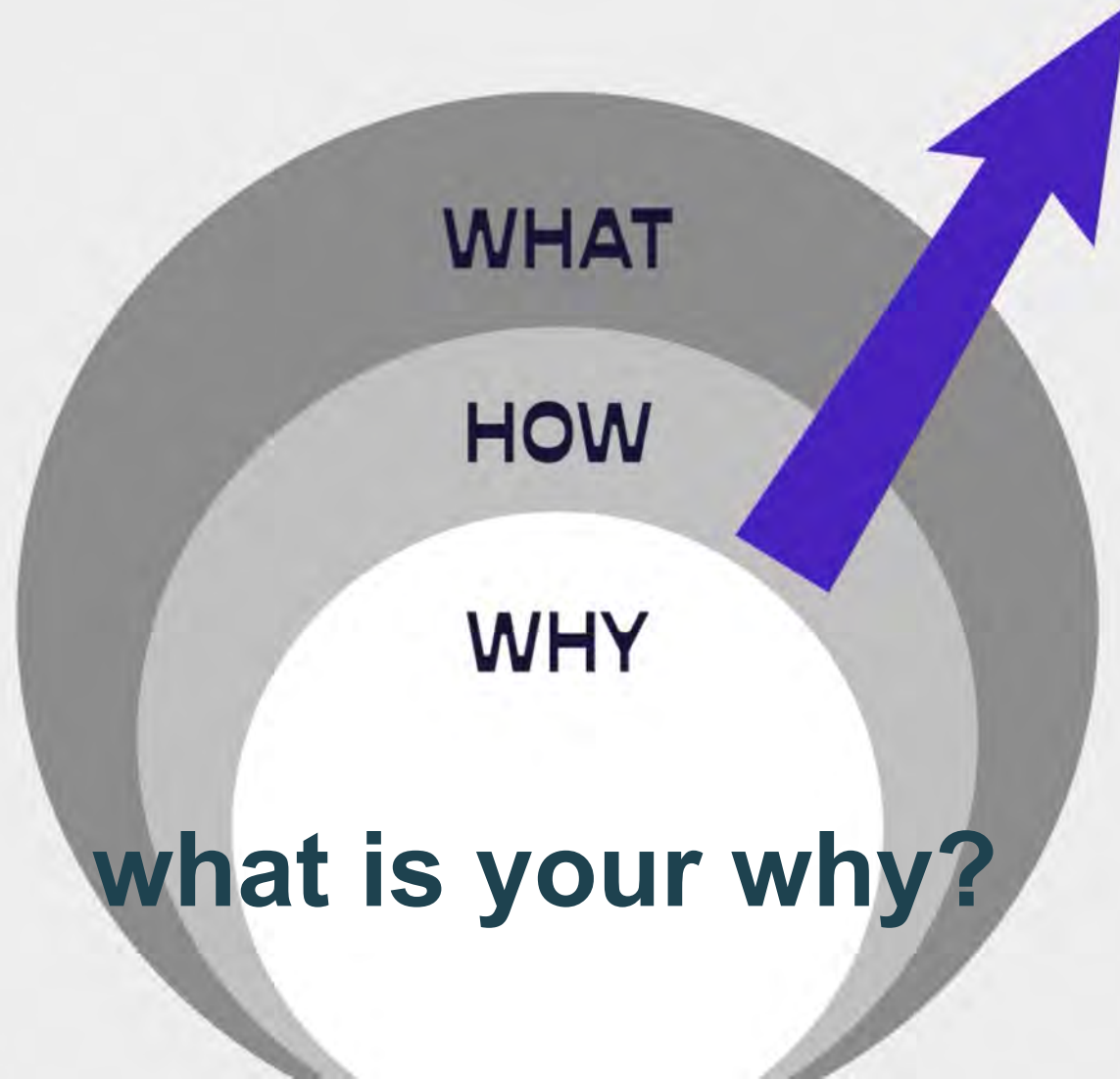




**smart** because together we achieve more



framework conditions



**what is your why?**

# growing Build@Home family

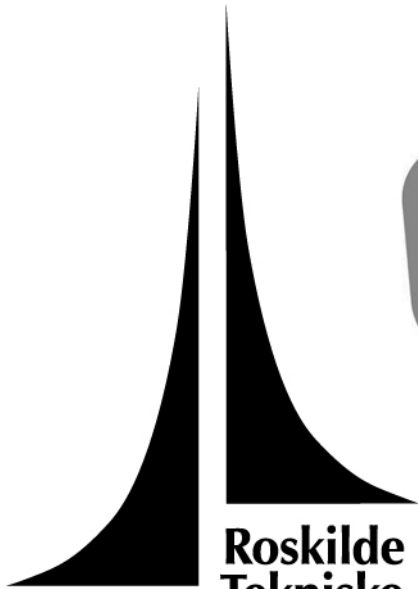


Erasmus+



da Vinci  
college

**UNiSER**  
Learning Mobility



Roskilde  
Tekniske  
Skole

VOCATIONAL COLLEGE



LUOVI

**HETEL** >>

Helsinki

**StadinAO**

**nuffic**  
meet the world

**ROC** NIJMEGEN

you?







[www.buildathome.online](http://www.buildathome.online)

